

**Eastern Upper Peninsula Intermediate School District**

**Balance Sheet  
As of October 31, 2022**

	General	Special Education Fund	EUPConnect Collaborative Fund	CTE Fund	Co-op Fund	EUPBSC Fund	Capital Projects Fund	SE Transportation Fund	Travel Fund	Total Governmental Funds
<b>ASSETS:</b>										
Cash and equivalents	\$ 3,507,443	\$ (45,006)	\$ 736,462	\$ 2,477,732	\$ (410,622)	\$ 320,507	\$ 2,859,838	\$ (118,687)	\$ 127,759	\$ 9,455,426
Due from other governmental units	78,686	551,961	-	-	324,838	31,010	-	14,659	-	1,001,154
Prepaid Expenditures	-	-	-	-	-	-	-	-	-	-
Accounts receivable	(182)	-	-	-	365	-	-	-	-	183
Capital Assets, Net	-	-	-	-	-	-	-	252,814	195,743	448,557
<b>Total Assets</b>	<b>\$ 3,585,947</b>	<b>\$ 506,955</b>	<b>\$ 736,462</b>	<b>\$ 2,477,732</b>	<b>\$ (85,419)</b>	<b>\$ 351,517</b>	<b>\$ 2,859,838</b>	<b>\$ 148,786</b>	<b>\$ 323,502</b>	<b>\$10,905,320</b>
<b>LIABILITIES:</b>										
Accounts payable	\$ -	\$ -	\$ -	\$ -	\$ 26,600	\$ -	\$ -	\$ -	\$ -	\$ 26,600
Accrued salaries and withholdings	598,097	-	-	-	-	-	-	-	-	598,097
Unearned revenue	186,409	-	-	-	-	-	-	-	-	186,409
Due to other governmental units	-	382,955	-	-	-	-	-	51,215	-	434,170
Other Liabilities	-	-	-	-	-	-	-	112,500	-	112,500
<b>Total liabilities</b>	<b>784,506</b>	<b>382,955</b>	<b>-</b>	<b>-</b>	<b>26,600</b>	<b>-</b>	<b>-</b>	<b>163,715</b>	<b>-</b>	<b>1,357,776</b>
<b>FUND BALANCES:</b>										
Restricted for Special Education	-	118,856	-	-	-	-	-	-	-	\$ 118,856
Restricted for Technology	-	-	-	-	(112,019)	-	-	-	-	(112,019)
Restricted for Business Services Consortium	-	-	-	-	-	351,517	-	-	-	351,517
Restricted for EUPConnect Collaborative	-	-	736,462	-	-	-	-	-	-	736,462
Restricted for Capital Projects	-	-	-	-	-	-	2,859,838	-	-	2,859,838
Restricted for Transportation	-	-	-	-	-	-	-	(267,743)	127,759	(139,984)
Restricted for CTE Program	-	-	-	2,477,732	-	-	-	-	-	2,477,732
Investment in General Fixed Assets	-	-	-	-	-	-	-	252,814	195,743	448,557
Non Spendable	-	-	-	-	-	-	-	-	-	-
Committed	38,429	5,144	-	-	-	-	-	-	-	43,573
Unassigned	2,763,012	-	-	-	-	-	-	-	-	2,763,012
<b>Total fund balances</b>	<b>2,801,441</b>	<b>124,000</b>	<b>736,462</b>	<b>2,477,732</b>	<b>(112,019)</b>	<b>351,517</b>	<b>2,859,838</b>	<b>(14,929)</b>	<b>323,502</b>	<b>9,547,544</b>
<b>Total liabilities and fund balances</b>	<b>\$ 3,585,947</b>	<b>\$ 506,955</b>	<b>\$ 736,462</b>	<b>\$ 2,477,732</b>	<b>\$ (85,419)</b>	<b>\$ 351,517</b>	<b>\$ 2,859,838</b>	<b>\$ 148,786</b>	<b>\$ 323,502</b>	<b>\$10,905,320</b>

## Revenues & Expenditures as of October 31, 2022

### EASTERN UPPER PENINSULA ISD

Fund Level	Function	Fiscal Year Budgeted Amount	Fiscal Year Amount	Budget Balance	% of Budget
<b>General Fund</b>	1xx-Local Sources	\$ 811,409	\$ 308,358	\$ 503,051	38.0%
	3xx-State Sources	\$ 5,255,842	\$ 3,102,073	\$ 2,153,769	59.0%
	4xx-Federal Sources	\$ 4,286,215	\$ 396,309	\$ 3,889,906	9.2%
	5xx-Other Districts	\$ 1,008,639	\$ 150,338	\$ 858,301	14.9%
	6xx-Transfers	\$ 632,846	\$ -	\$ 632,846	0.0%
	<b>Total Revenues</b>	<b>\$ 11,994,951</b>	<b>\$ 3,957,078</b>	<b>\$ 8,037,873</b>	<b>33.0%</b>
	11x-Basic Programs	\$ 4,000	\$ -	\$ 4,000	0.0%
	21x-Pupil Services	\$ 1,291,587	\$ 81,031	\$ 1,210,556	6.3%
	22x-Instructional Support	\$ 3,513,434	\$ 1,103,042	\$ 2,410,392	31.4%
	23x-General Administration	\$ 446,261	\$ 153,246	\$ 293,015	34.3%
	25x-Business Services	\$ 548,718	\$ 187,757	\$ 360,961	34.2%
	26x-Operations and Maintenance	\$ 179,718	\$ 36,173	\$ 143,545	20.1%
	28x-Central Support Services	\$ 1,031,464	\$ 270,981	\$ 760,483	26.3%
	29x-Other Support Services	\$ 27,200	\$ 4,466	\$ 22,734	16.4%
	3xx-Community Services	\$ 617,810	\$ 182,173	\$ 435,637	29.5%
	4xx-Payments to Others	\$ 3,746,075	\$ 769,758	\$ 2,976,317	20.5%
	6xx-Transfers Out	\$ 884,055	\$ -	\$ 884,055	0.0%
	<b>Total Expenditures</b>	<b>\$ 12,290,322</b>	<b>\$ 2,788,627</b>	<b>\$ 9,501,695</b>	<b>22.7%</b>
	<b>Net Increase (Decrease)</b>	<b>\$ (295,371)</b>			
	<b>July 1, 2022 Fund Balance</b>	<b>\$ 1,632,991</b>			
	<b>June 30, 2023 Fund Balance</b>	<b>\$ 1,337,620</b>			

Fund Level	Function	Fiscal Year Budgeted Amount	Fiscal Year Amount	Budget Balance	% of Budget
<b>Special Education Fund</b>	1xx-Local Sources	\$ 5,860,173	\$ 402,675	\$ 5,457,498	6.9%
	2xx-Non-Political Sources	\$ 54,138	\$ -	\$ 54,138	0.0%
	3xx-State Sources	\$ 4,318,016	\$ 471,968	\$ 3,846,048	10.9%
	4xx-Federal Sources	\$ 2,697,629	\$ (11,922)	\$ 2,709,551	-0.4%
	5xx-Other Districts	\$ 2,598,970	\$ 19,414	\$ 2,579,556	0.7%
	<b>Total Revenues</b>	<b>\$ 15,528,926</b>	<b>\$ 882,135</b>	<b>\$ 14,646,791</b>	<b>5.7%</b>
	12x-Added Needs	\$ 2,774,488	\$ 601,325	\$ 2,173,163	21.7%
	21x-Pupil Services	\$ 5,923,886	\$ 1,147,404	\$ 4,776,482	19.4%
	22x-Instructional Support	\$ 968,788	\$ 259,579	\$ 709,209	26.8%
	23x-General Administration	\$ 27,740	\$ 7,575	\$ 20,165	27.3%
	24x-School Administration	\$ 227,689	\$ 77,727	\$ 149,962	34.1%
	25x-Business Services	\$ 20,000	\$ 1,790	\$ 18,210	9.0%
	26x-Operations and Maintenance	\$ 176,217	\$ 545	\$ 175,672	0.3%
	27x-Transportation	\$ 1,127,590	\$ 4,619	\$ 1,122,971	0.4%
	28x-Central Support Services	\$ 69,710	\$ 11,947	\$ 57,763	17.1%
	29x-Other Support Services	\$ 6,000	\$ 2,815	\$ 3,185	46.9%
	3xx-Community Services	\$ 259,295	\$ 110,550	\$ 148,745	42.6%
	4xx-Payments to Others	\$ 3,035,853	\$ -	\$ 3,035,853	0.0%
	6xx-Transfers Out	\$ 793,223	\$ -	\$ 793,223	0.0%
	<b>Total Expenditures</b>	<b>\$ 15,410,479</b>	<b>\$ 2,225,876</b>	<b>\$ 13,184,603</b>	<b>14.4%</b>
	<b>Net Increase (Decrease)</b>	<b>\$ 118,447</b>			
	<b>July 1, 2022 Fund Balance</b>	<b>\$ 1,467,739</b>			
	<b>June 30, 2023 Fund Balance</b>	<b>\$ 1,586,186</b>			

Fund Level	Function	Fiscal Year Budgeted Amount	Fiscal Year Amount	Budget Balance	Fiscal Year Amount
<b>EUPConnect Collaborative Fund</b>	1xx-Local Sources	\$ 283,100	\$ 22,963	\$ 260,137	8.1%
	<b>Total Revenues</b>	<b>\$ 283,100</b>	<b>\$ 22,963</b>	<b>\$ 260,137</b>	<b>\$ 0</b>
	25x-Business Services	\$ -	\$ -	\$ -	#DIV/0!
	28x-Central Support Services	\$ 35,000	\$ 20,701	\$ 14,299	59.1%
	3xx-Community Services	\$ 662,675	\$ 5,284	\$ 657,391	0.8%
	6xx-Transfers Out	\$ 10,000	\$ -	\$ 10,000	0.0%
	<b>Total Expenditures</b>	<b>\$ 707,675</b>	<b>\$ 25,985</b>	<b>\$ 671,690</b>	<b>3.7%</b>
	<b>Net Increase (Decrease)</b>	<b>\$ (424,575)</b>			
<b>July 1, 2022 Fund Balance</b>	<b>\$ 741,278</b>				
<b>June 30, 2023 Fund Balance</b>	<b>\$ 316,703</b>				

## Revenues & Expenditures as of October 31, 2022

### EASTERN UPPER PENINSULA ISD

Fund Level	Function	Fiscal Year Budgeted Amount	Fiscal Year Amount	Budget Balance	% of Budget
<b>Career &amp; Technical Education Fund</b>	1xx-Local Sources	\$ 2,683,559	\$ 33,357	\$ 2,650,202	1.2%
	3xx-State Sources	\$ 182,800	\$ -	\$ 182,800	0.0%
	4xx-Federal Sources	\$ 109,979	\$ -	\$ 109,979	0.0%
	5xx-Other Districts	\$ 28,021	\$ -	\$ 28,021	0.0%
	<b>Total Revenues</b>	<b>\$ 3,004,359</b>	<b>\$ 33,357</b>	<b>\$ 2,971,002</b>	<b>1.1%</b>
	12x-Added Needs	\$ 94,071	\$ 2,817	\$ 91,254	3.0%
	13x-Adult/Continuing Education	\$ 40,060	\$ -	\$ 40,060	0.0%
	21x-Pupil Services	\$ 89,442	\$ 58	\$ 89,384	0.1%
	22x-Instructional Support	\$ 274,126	\$ 68,576	\$ 205,550	25.0%
	23x-General Administration	\$ 2,500	\$ 1,145	\$ 1,355	45.8%
	24x-School Administration	\$ 14,360	\$ 4,284	\$ 10,076	29.8%
	25x-Business Services	\$ 13,500	\$ 868	\$ 12,632	6.4%
	26x-Operations and Maintenance	\$ 17,332	\$ -	\$ 17,332	0.0%
	27x-Transportation	\$ 13,800	\$ -	\$ 13,800	0.0%
	28x-Central Support Services	\$ 10,002	\$ 1,550	\$ 8,452	15.5%
	4xx-Payments to Others	\$ 2,591,443	\$ 1,863	\$ 2,589,580	0.1%
	6xx-Transfers Out	\$ 37,470	\$ -	\$ 37,470	0.0%
	<b>Total Expenditures</b>	<b>\$ 3,198,106</b>	<b>\$ 81,161</b>	<b>\$ 3,116,945</b>	<b>2.5%</b>
	<b>Net Increase (Decrease)</b>	<b>\$ (193,747)</b>			
	<b>July 1, 2022 Fund Balance</b>	<b>\$ 2,525,545</b>			
	<b>June 30, 2023 Fund Balance</b>	<b>\$ 2,331,798</b>			

Fund Level	Function	Fiscal Year Budgeted Amount	Fiscal Year Amount	Budget Balance	% of Budget
<b>Cooperative Technology Fund</b>	1xx-Local Sources	\$ 115,500	\$ 71,130	\$ 44,370	61.6%
	4xx-Federal Sources	\$ -	\$ -	\$ -	#DIV/0!
	5xx-Other Districts	\$ 1,801,367	\$ 43,146	\$ 1,758,221	2.4%
	6xx-Transfers	\$ 163,359	\$ -	\$ 163,359	0.0%
	<b>Total Revenues</b>	<b>\$ 2,080,226</b>	<b>\$ 114,276</b>	<b>\$ 1,965,950</b>	<b>5.5%</b>
	23x-General Administration	\$ 2,000	\$ 1,063	\$ 1,063	53.2%
	25x-Business Services	\$ 220	\$ -	\$ -	0.0%
	26x-Operations and Maintenance	\$ 52,200	\$ 4,817	\$ 4,817	9.2%
	28x-Central Support Services	\$ 1,933,399	\$ 588,228	\$ 588,228	30.4%
	6xx-Transfers Out	\$ 85,000	\$ -	\$ -	0.0%
	<b>Total Expenditures</b>	<b>\$ 2,072,819</b>	<b>\$ 594,108</b>	<b>\$ 594,108</b>	<b>28.7%</b>
	<b>Net Increase (Decrease)</b>	<b>\$ 7,407</b>			
	<b>July 1, 2022 Fund Balance</b>	<b>\$ 367,911</b>			
<b>June 30, 2023 Fund Balance</b>	<b>\$ 375,318</b>				

Fund Level	Function	Fiscal Year Budgeted Amount	Fiscal Year Amount	Budget Balance	% of Budget
<b>Business Consortium Fund</b>	1xx-Local Sources	\$ 803,058	\$ 1,677	\$ 801,381	0.2%
	5xx-Other Districts	\$ 694,000	\$ 309,350	\$ 384,650	44.6%
	<b>Total Revenues</b>	<b>\$ 1,497,058</b>	<b>\$ 311,027</b>	<b>\$ 1,186,031</b>	<b>20.8%</b>
	25x-Business Services	\$ 696,550	\$ 215,316	\$ 481,234	30.9%
	28x-Central Support Services	\$ 10,199	\$ 6,153	\$ 4,046	60.3%
	4xx-Payments to Others	\$ 784,558	\$ -	\$ 784,558	0.0%
	6xx-Transfers Out	\$ 15,000	\$ -	\$ 15,000	0.0%
	<b>Total Expenditures</b>	<b>\$ 1,506,307</b>	<b>\$ 221,469</b>	<b>\$ 1,284,838</b>	<b>14.7%</b>
	<b>Net Increase (Decrease)</b>	<b>\$ (9,249)</b>			
<b>July 1, 2022 Fund Balance</b>	<b>\$ 261,959</b>				
<b>June 30, 2023 Fund Balance</b>	<b>\$ 252,710</b>				

## Revenues & Expenditures as of October 31, 2022

### EASTERN UPPER PENINSULA ISD

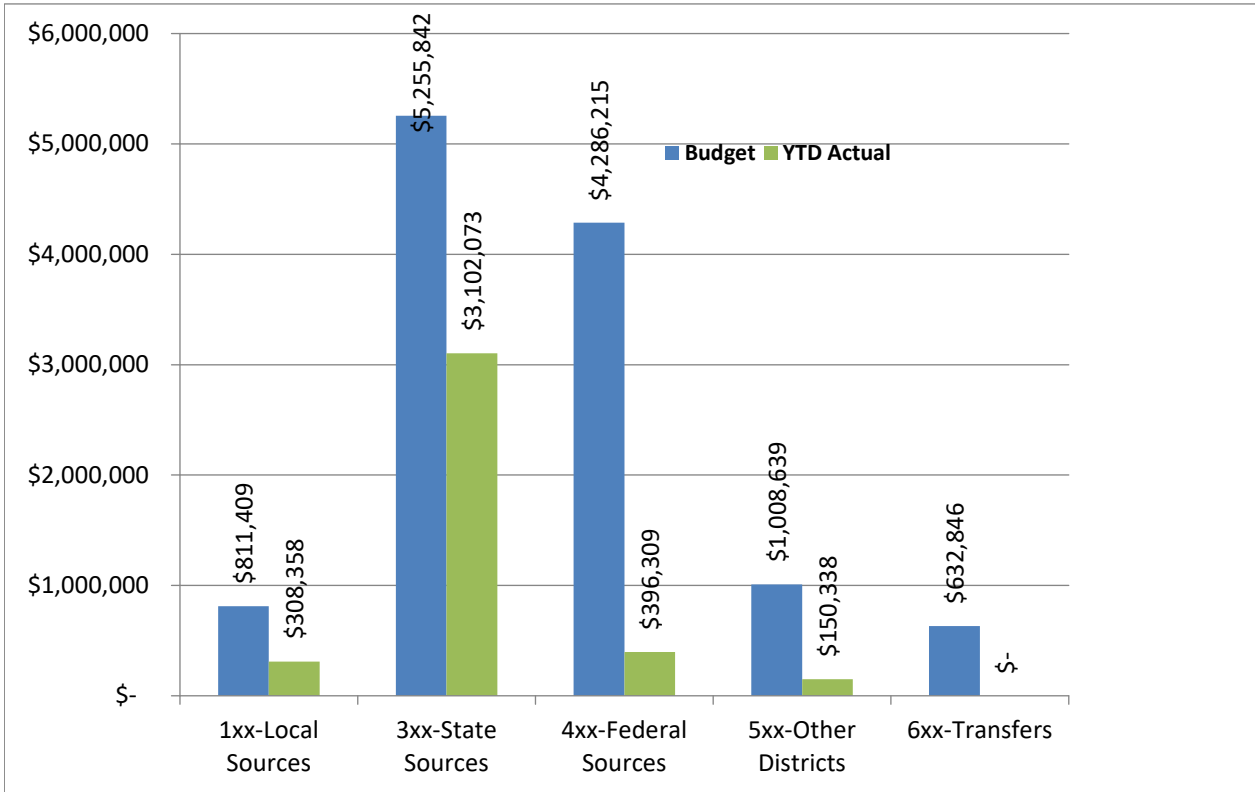
Fund Level	Function	Fiscal Year Budgeted Amount	Fiscal Year Amount
<b>Capital Project Fund</b>	1xx-Local Sources	\$ -	\$ 7,307
	5xx-Sale of Bonds	\$ -	\$ -
	6xx-Transfers	\$ -	\$ -
	<b>Total Revenues</b>	<b>\$ -</b>	<b>\$ 7,307</b>
	25x-Business Services	\$ -	\$ 1,324
	26x-Operations and Maintenance	\$ -	\$ 7,401
	29x-Other Support Services	\$ -	\$ -
	45x-Building Improvements	\$ -	\$ 1,819,185
	5xx-Debt Service	\$ -	\$ 34,883
	<b>Total Expenditures</b>	<b>\$ -</b>	<b>\$ 1,862,793</b>
	<b>Net Increase (Decrease)</b>	<b>\$ -</b>	
	<b>July 1, 2022 Fund Balance</b>	<b>\$ 4,715,324</b>	
<b>June 30, 2023 Fund Balance</b>	<b>\$ 4,715,324</b>		

Fund Level	Function	Fiscal Year Budgeted Amount	Fiscal Year Amount
<b>Special Education Transportation Fund</b>	1xx-Local Sources	\$ -	\$ -
	5xx-Other Districts	\$ -	\$ -
	<b>Total Revenues</b>	<b>\$ -</b>	<b>\$ -</b>
	27x-Transportation	\$ -	\$ 267,792
	71x-Depreciation Expense	\$ -	\$ -
	<b>Total Expenditures</b>	<b>\$ -</b>	<b>\$ 267,792</b>
	<b>Net Increase (Decrease)</b>	<b>\$ -</b>	
<b>July 1, 2022 Fund Balance</b>	<b>\$ 252,862</b>		
<b>June 30, 2023 Fund Balance</b>	<b>\$ 252,862</b>		

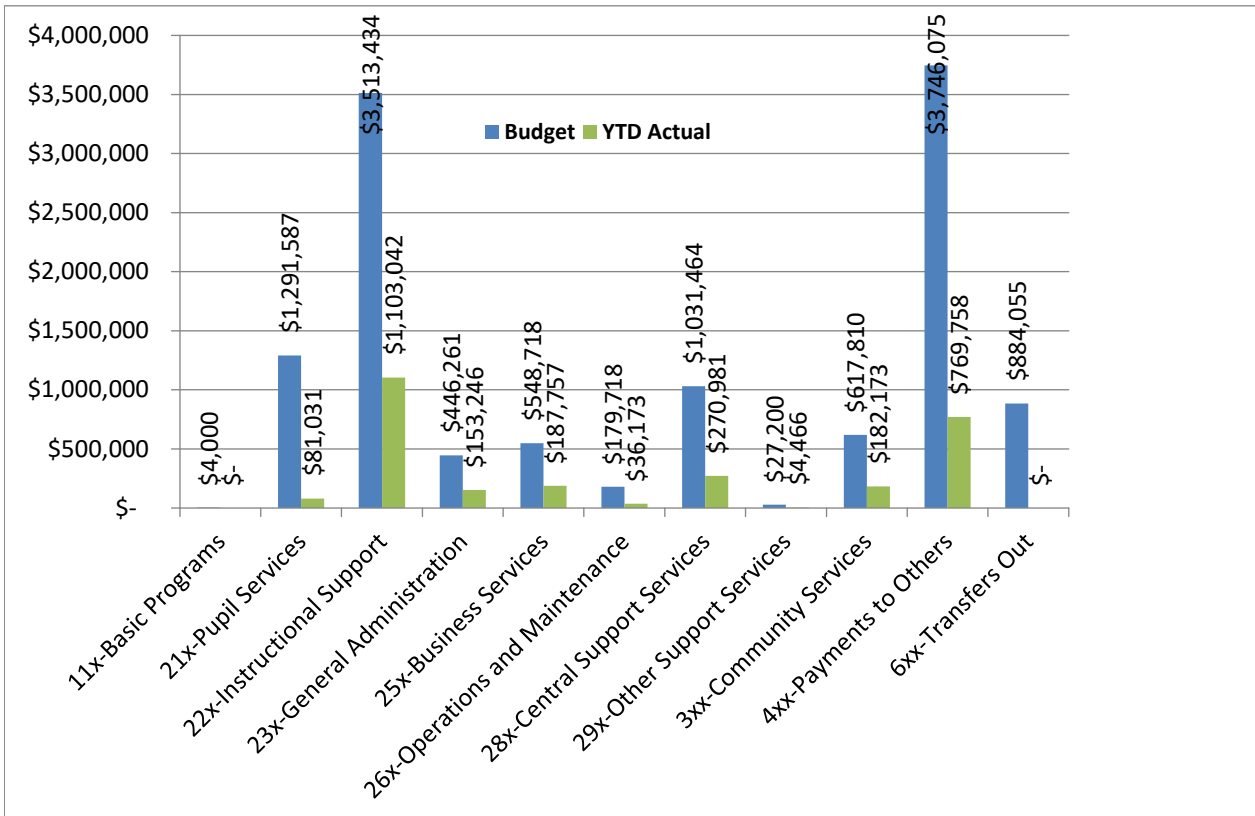
Fund Level	Function	Fiscal Year Budgeted Amount	Fiscal Year Amount
<b>Travel Fund</b>	1xx-Local Sources	\$ -	\$ 29,853
	<b>Total Revenues</b>	<b>\$ -</b>	<b>\$ 29,853</b>
	25x-Business Services	\$ -	\$ 13
	26x-Operations and Maintenance	\$ -	\$ 38,581
	71x-Depreciation Expense	\$ -	\$ -
	<b>Total Expenditures</b>	<b>\$ -</b>	<b>\$ 38,594</b>
	<b>Net Increase (Decrease)</b>	<b>\$ -</b>	
<b>July 1, 2022 Fund Balance</b>	<b>\$ 332,242</b>		
<b>June 30, 2023 Fund Balance</b>	<b>\$ 332,242</b>		

# Eastern Upper Peninsula ISD

## General Fund Revenues as of October 31, 2022

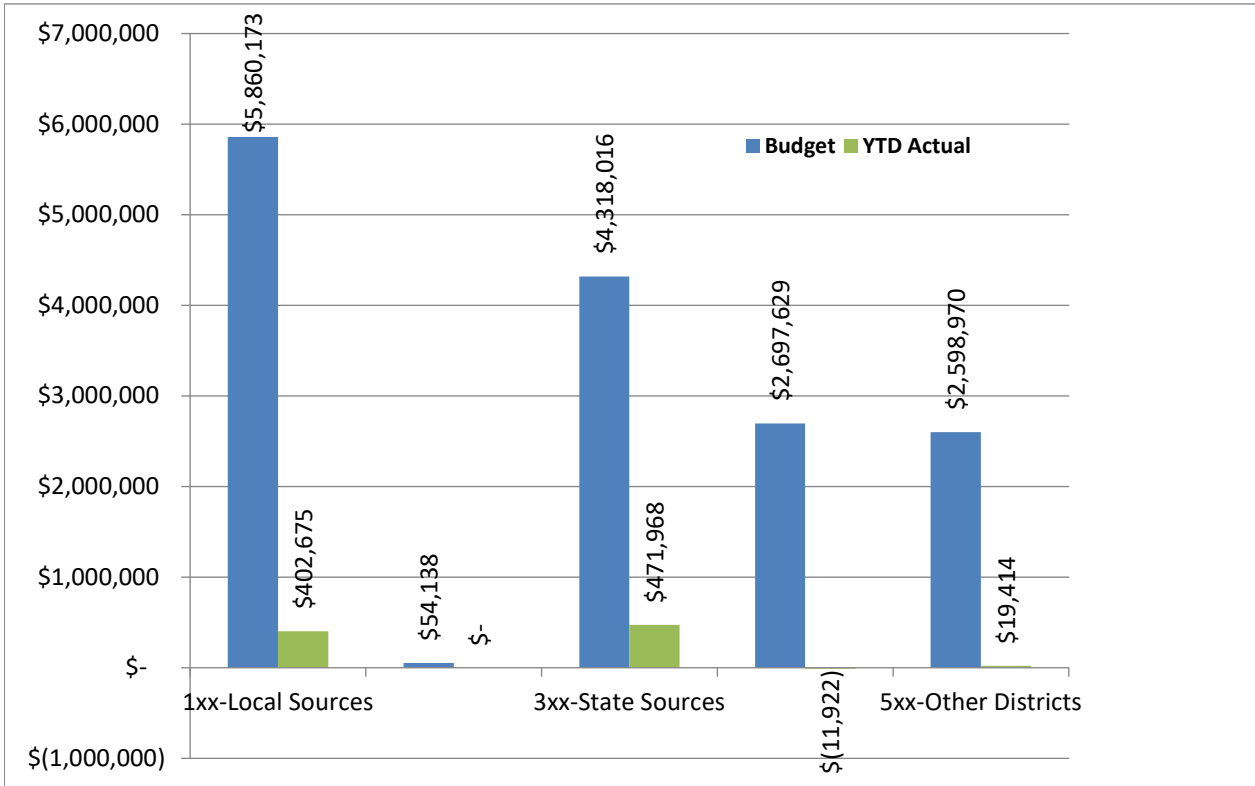


## General Fund Expenditures as of October 31, 2022



# Eastern Upper Peninsula ISD

## Special Education Fund Revenues as of October 31, 2022



## Special Education Fund Expenditures as of October 31, 2022

