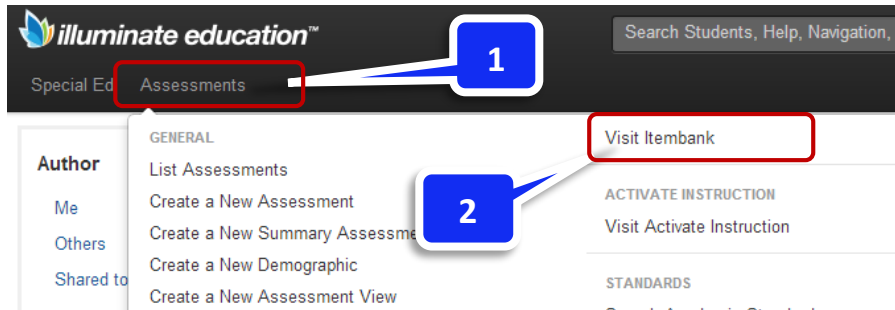


Creating Passage Items in Illuminate DnA

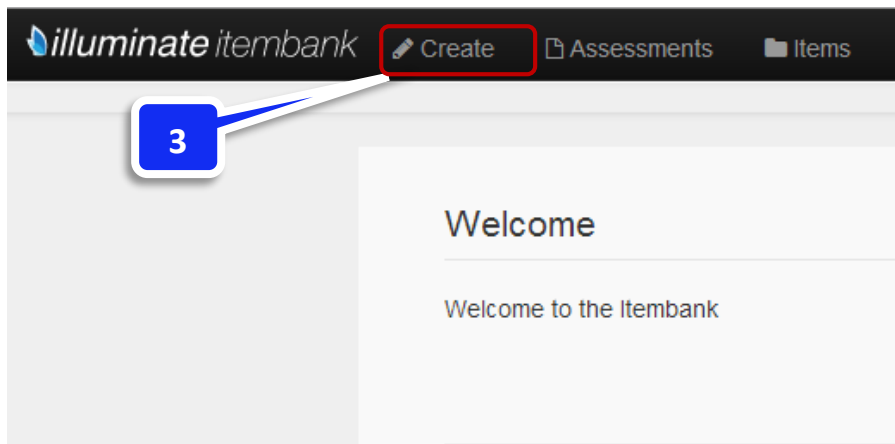
This lesson will guide you through the process of grading a constructed response item that was on an assessment administered online. Creating an Item with a Passage

Create your assessment first (no standards need to be attached yet).

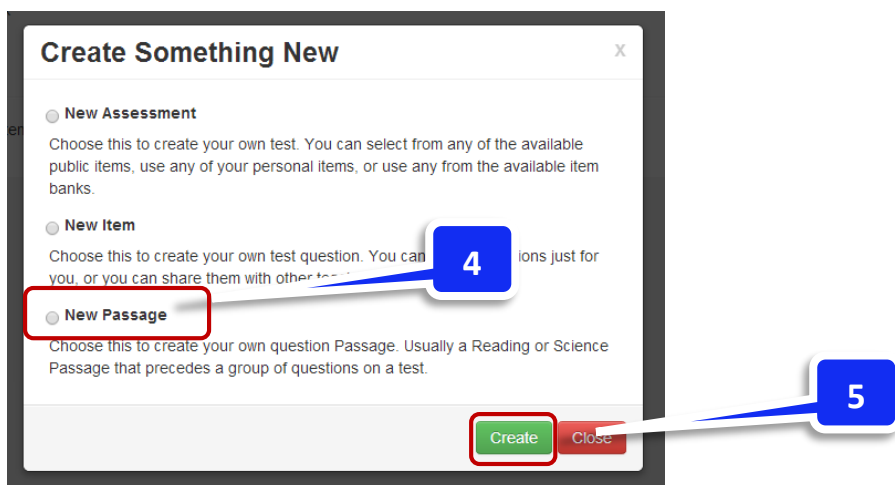
Where to Start:



1. Select the **Assessments** Tab.
2. Click **Visit Itembank**.



3. Click **Create**.



4. Select the **New Passage** Button.
5. Click **Create**.

Passage

Passage Type * Single Passage

Passage Title Enter Passage Title

Save & Continue

6. Select **Single Passage** or **Paired Passage**.
7. Type the **Title** of your passage.
8. Select **Save & Continue**.

Section Title Enter Section Title

Teacher Instructions

Section Passage

Path: p

Add Section Saved

9. If your passage needs delineated sections for reference, enter the **Section Title**.
10. Paste the **Passage Text** here.
11. Select **Save**.

Passage Details

Banks

Item Banks the Passage belongs to

Eastern Upper Peninsula ISD

Attributes

Language * Content Language English

Media Type Availability: Paper, Web, or Both

Paper & Web

Paper Only

Web Only

Passage Category Passage Category

Word Count Word Count

Flesch Kincaid Flesch Kincaid

Lexile Lexile

Display Passage Titles * Display the system passage and section titles.

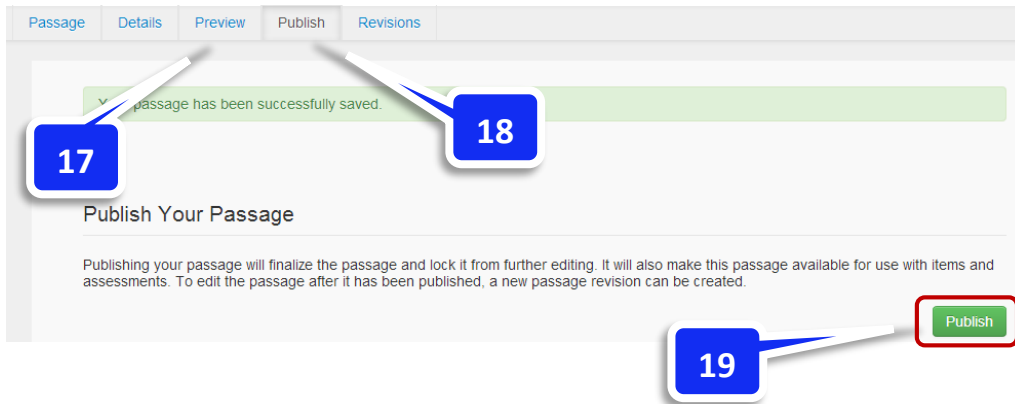
Copyright Owner Copyright Owner

Original Author Original Author Name

Original Source Original Content Source

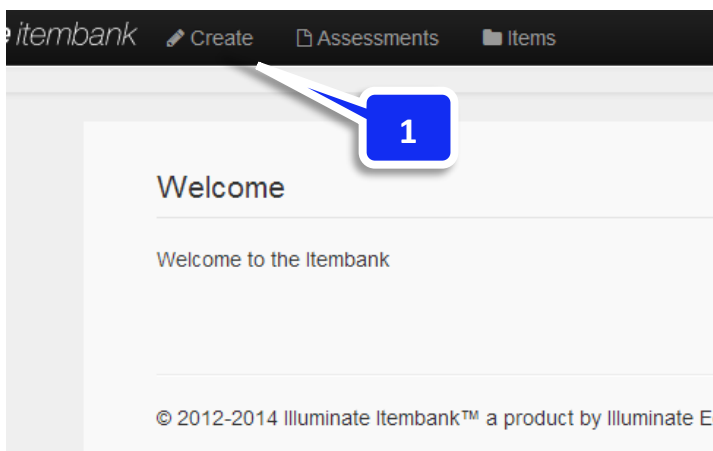
Save

12. Select **Eastern Upper Peninsula ISD** for the item bank.
13. Add any other information that is available related to the passage.
14. Enter the **Lexile Score**.
15. Select the **Passage Category**.
16. Select **Save**.

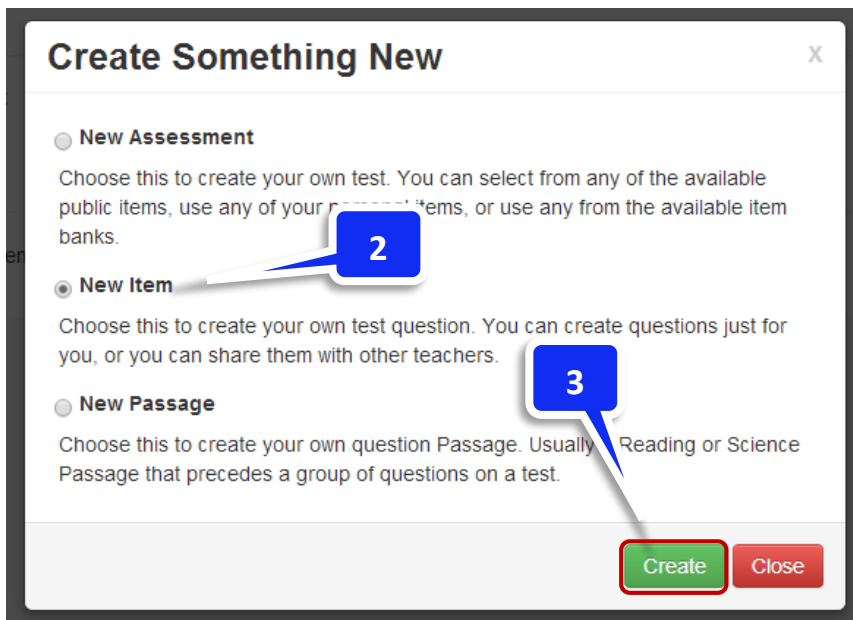


17. Select the Preview tab to see the passage.
18. Select the Publish tab.
19. Click **Publish**.

Your passage is now able to be linked to one or more questions (items) on an assessment. The following steps will walk you through the creation of an item with a passage attached.



1. From the **Itembank**, click on **Create**.



2. Select **New Item**.
3. Click on **Create**.

Question

Item Type *
Multiple Choice / Selected R

Teacher Instructions

Stem

Path: p

4 (points to Item Type dropdown)

5 (points to Stem text area)

6 (points to Save & Continue button)

4. Select **Multiple Choice**.
5. Type or paste your question stem.
6. Click on **Save & Continue**.

Answer Choices

Add Choice Save

A. **7** (points to text area)

B. **8** (points to text area)

D. **9** (points to delete icon)

Path: p

7. Type or paste your answer choices.
8. Click on the correct response.
9. Click on **Save**.

NOTE: Delete any unused answer choices.

illuminate itembank Create Assessments Items

Question Details Standards Passage Preview Publish Revisions

10 (points to Details tab)

Your item has been successfully saved.

Item Details

Banks

Banks Item Banks the item belongs to

-- None --
Public
Eastern Upper Peninsula ISD **11** (points to dropdown)

10. Click on **Details** (we will continue to follow the tabs along this ribbon).
11. Select **Eastern Upper Peninsula ISD**.

Attributes

Language * Content Language
English

Response Language * The language of the student response
English

Difficulty * Item Difficulty Level
-- None --

Exclude Stem * Exclude Item Stem from being displayed to student
 No
 Yes

Depth of Knowledge * Depth of Knowledge
-- None --

Standards for Mathematical Practice * Common Core Standards for Mathematical Practice
-- None --
1 - Make sense of problems
2 - Reason abstractly and q
3 - Construct viable argumei

SBAC Claim * SBAC Claim
-- None --

SBAC Target * SBAC Target
-- None --

SBAC Content Category * SBAC Content Category
-- None --

SBAC Secondary Claim * SBAC Secondary Claim
-- None --

SBAC Secondary Target * SBAC Secondary Target
-- None --

SBAC Secondary Content Category * SBAC Secondary Content Category
-- None --

Bloom's Taxonomy * Bloom's Taxonomy Difficulty Level
-- None --

Revised Bloom's Taxonomy * Revised Bloom's Taxonomy Difficulty Level
-- None --

Save

Fill in the appropriate attributes:

12. Select the **Difficulty**.
13. Select the **Depth of Knowledge**.
14. Select any **Standards of Mathematical Practice**.
15. Select from **Bloom's Taxonomy ...or the Revised Bloom's Taxonomy**.
16. Click on **Save**.

Assessments Items

Standards Passage Preview Publish Revisions

Your item has been successfully saved.

17. Select **Standards**.

Search Standards

Common Core - Common Core State College- and Career-Readiness Sta Grade 1 English Language Arts & L

Standard Keywords: NS.1.1, inequalities, etc

Recent: CCSS.LA.1.L.CCR.4 CCSS.LA.1.L.CCR.4 CCSS.LA.1.L.CCR.4 CCSS.LA.1.R.CCR.1 CCSS.LA.1.R.CCR.1

Expand All Collapse All

Common Core State Standards

College- and Career-Readiness Standards and K-12 English Language Arts

Grade 1 English Language Arts & Literacy in History/Social Studies, Science, & Technical Subjects

CCSS.LA.1.R - (1660 Items)
Reading

CCSS.LA.1.W - (22 Items)
Writing

CCSS.LA.1.SL - (0 Items)
Speaking and Listening

18. Choose **standards**: CCSS (Math & ELA) or Michigan GLCE's & HSCE's.
19. Select the **subject** for the item.
20. Select the **grade** level for the item.
21. When the standards appear, **link** the standard(s) aligned to the item by clicking on the standard name.

Standards **Passage** Preview Publish Revisions

Your item has been successfully saved.

Linked Passage

No Passage Linked

Passage Search

Item Banks the Passage belongs to

-- All --
My Passages
Public
Eastern Upper Peninsula ISD

Title or Text within the Passage

Search passage...

Search

- Use the Search form to the left to find and link existing Passages to this Item.
- After searching, click the passage title to preview and link the Passage

- Click on the **Passage** tab.
- Select **All**.
- Enter the **Title** of the passage.
- Click **Search**.

The Missing Things

Search

Displaying 1 to 1 of 1

Title	Items	Updated
The Missing Things	1	Sep 2, 2014

Displaying 1 to 1 of 1

- Click on the **Title** of the correct passage.

Item Banks the Passage belongs to

-- All --
My Passages
Public
Eastern Upper Peninsula ISD

Title or Text within the Passage

The Missing Things

Search

Preview

Passage (The Missing Things)

Ella had to get ready for school. It was a sunny day. She could hear birds in the tree by her window. Ella had one last thing to do. She had to put away her red box before going to school.

Ella had three things in her box. She had a picture, a note, and a very old penny. These were her secret things. Ella had left her red box by the open window. Ella looked in her box. The things in the box were gone! Ella had no time to look for her things. She had to go to school.

The next day, Ben came to play. He had a surprise. Ben and Ella climbed a tree in the yard. Ben showed Ella a bird's nest. Ella looked at the nest. She laughed. She had found her missing things! A bird had put them in its nest.

Created By ela crt | Created on Sep 2, 2014
Language: English | Passage Category: Reading
Master ID 19599 | Revision 1
[View](#) | [Feedback](#)

Displaying 1 to 1 of 1

Title	Items	Updated
The Missing Things	1	Sep 2, 2014

Displaying 1 to 1 of 1

[Link Passage](#)

- This should be a **preview** of your passage.
- If this is the correct passage, click **Link Passage**.

Standards Passage **Preview** Publish Revisions

Your item has been successfully saved.

29

Preview

Passage (The Missing Things)

Ella had to get ready for school. It was a sunny day. She could hear birds in the tree by her window. Ella had one last thing to do. She had to put away her red box before going to school.

Ella had three things in her box. She had a picture, a note, and a very old penny. These were her secret things. Ella had left her red box by the open window. Ella looked in her box. The things in the box were gone! Ella had no time to look for her things. She had to go to school.

The next day, Ben came to play. He had a surprise. Ben and Ella climbed a tree in the yard. Ben showed Ella a bird's nest. Ella looked at the nest. She laughed. She had found her missing things! A bird had put them in its nest.

Created By ela crt | Created on Sep 2, 2014
 Language: English | Passage Category: Reading
 Master ID 19599 | Revision 1
[View](#) | [Feedback](#)

Question MC / / /

Which part of the passage is MOST LIKELY make-believe?

- A ...a bird taking a girl's things.
- B ...a girl keeping secret things.
- C ...a boy and girl climbing a tree.

29. Click on the **Preview** tab.
 Be sure the item is correct.

Passage Preview **Publish** Revisions

Your item has been successfully saved.

30

31

Publish Your Item

Publishing your item will finalize the item and lock it from further editing. It will also make this item available for use within Assessments. To edit the item after it has been published, a new item revision can be created.

Publish

30. Click on the **Publish** tab.
 31. Click on **Publish**.

Created By ela crt | Created on Sep 2, 2014
 Language: English | Passage Category: Reading
 Master ID 19599 | Revision 1
[View](#) | [Feedback](#)

Question MC / / /

Which part of the passage is MOST LIKELY make-believe?

- A ...a bird taking a girl's things.
- B ...a girl keeping secret things.
- C ...a boy and girl climbing a tree.

Add To

32

32. After the item is published, it can be immediately added to an assessment...click on **Add To**.

Add To Assessment(s)

Create Assessment
 Math Quiz, Chapter 2 Test, etc Create

Displaying 1 to 3 of 3

ID	Title	
180778	2014-2015 GLAD ELA - Grade 1	Add
154724	2014-2015 GLAD ELA- Grade 1 Constructed Response	Add
155137	8th Grade Social Studies	Add

Displaying 1 to 3 of 3

Close

33. If you haven't created an assessment to add the new item to, you can name your assessment here.
34. Click **Add** to select the assessment your item will be added to.
35. Click on **Add Item & Standards**.
36. Click on **Close**.

Adding Item - Missing Standards

- This item is aligned to standard(s) you didn't previously select for this assessment.
- Select the standard(s) you would like to add to your assessment, then click the Add button.

Standard

CCSS.LA.1.R » Grade 1 English Language Arts & Literacy in History/Social Studies, Science, & Technical Subjects » College- and Career-Readiness Standards and K-12 English Language Arts (2010) » Common Core State Standards » Common Core Reading

CCSS.LA.1.RI.1.5 » Grade 1 English Language Arts & Literacy in History/Social Studies, Science, & Technical Subjects » College- and Career-Readiness Standards and K-12 English Language Arts (2010) » Common Core State Standards » Common Core Know and use various text features (e.g., headings, tables of contents, glossaries, electronic menus, icons) to locate key facts or information in a text.

Add Item & Standard(s) Cancel